

# HIGHER AND TECHNICAL INSTITUTE, MIZORAM (HATIM)

*(An affiliated college under Mizoram University)*

**KAWMZAWL: PUKPUI, LUNGLEI – 796691, MIZORAM**

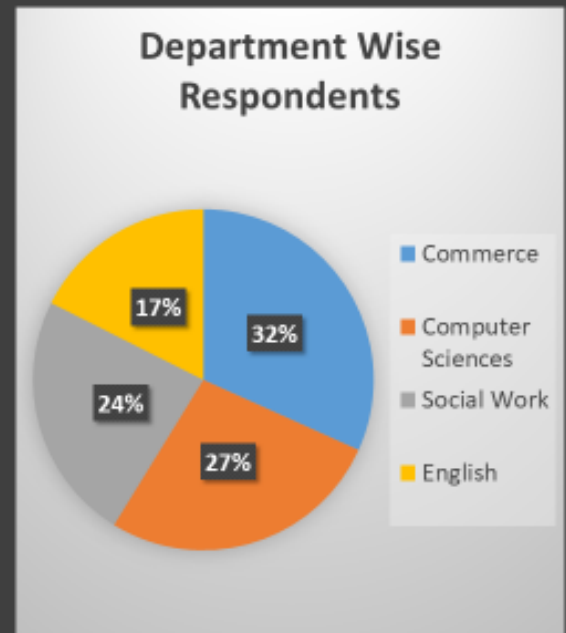


# ALUMNI FEEDBACK ANALYSIS

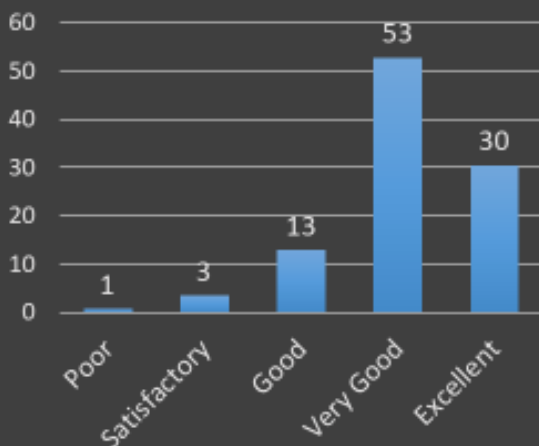
## METHODOLOGY

- Mode of feedback is ONLINE using google forms.
- IQAC prepares format using Google Forms and distribute it to all the departments.
- DATA collected is verified and analysed by IQAC.
- Data Analysis is done using statistical analysis software – Microsoft Excel.
- Data is presented in the form of percentage, and tables and diagrams were used.
- The total number of respondents is 148.

Sl.No.	Department	Number of Respondents
1	Commerce	47
2	Computer Sciences	40
3	Social Work	35
4	English	26



## How would you rate the curriculum prescribed for your degree during your term in the college?

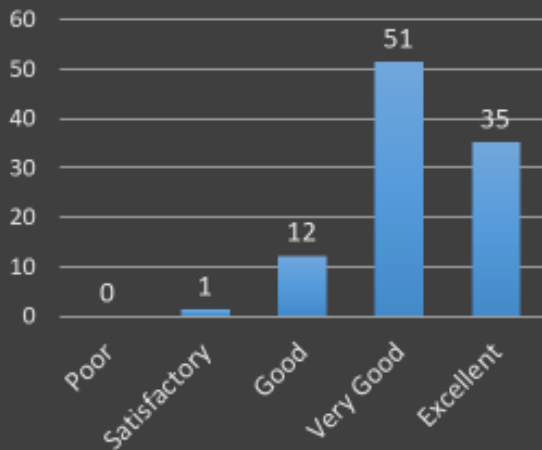


(Numbers indicated are in percentage)

- 53% stated that the curriculum prescribed for the degree was very good.
- 30% stated that the curriculum were excellent.
- Number of respondents 148
- 4 departments participated.

No. of respondents	Poor	Satisfactory	Good	Very Good	Excellent
148	1	5	19	78	45
%	1	3	13	53	30

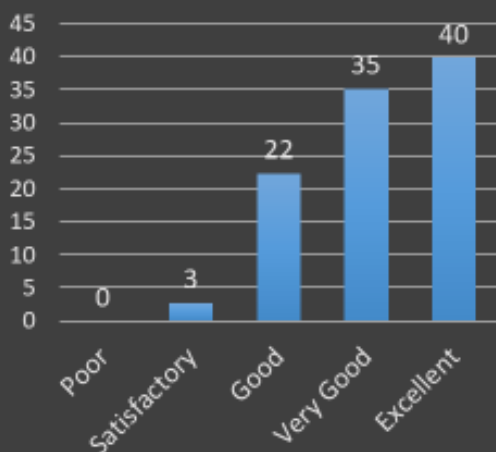
## How would you rate the quality of education imparted in the college?



No. of respondents	Poor	Satisfactory	Good	Very Good	Excellent
148	0	2	18	76	52
%	0	1	12	51	35

(Numbers indicated are in percentage)

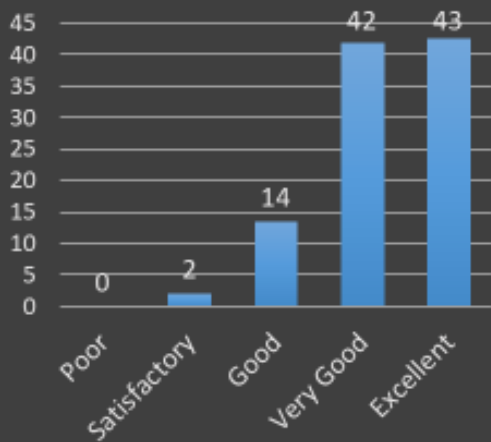
## The Syllabus studied by me was relevant to my professional life.



No. of respondents	Poor	Satisfactory	Good	Very Good	Excellent
148	0	4	33	52	59
%	0	3	22	35	40

(Numbers indicated are in percentage)

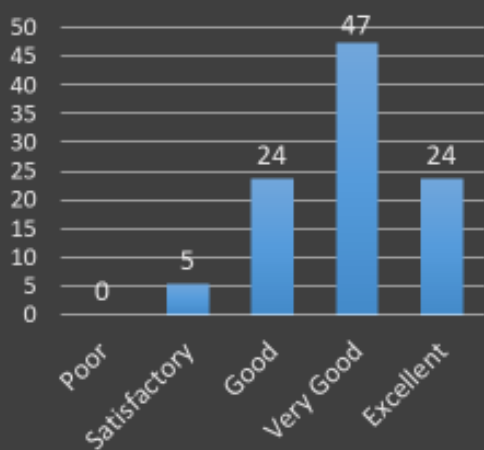
The course/ syllabus increased my knowledge and understanding of the subject studied.



(Numbers indicated are in percentage)

No. of respondents	Poor	Satisfactory	Good	Very Good	Excellent
148	0	3	20	62	63
%	0	2	14	42	43

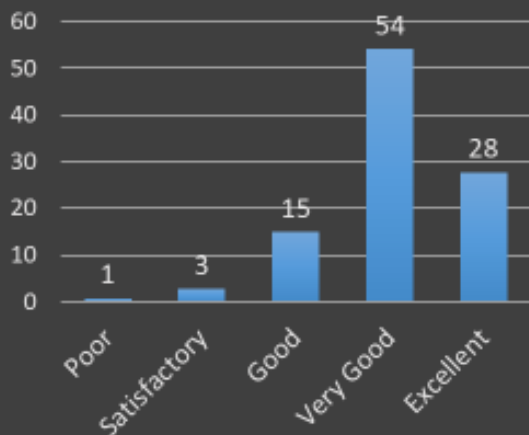
The contents of the Syllabus were revised at reasonable intervals.



(Numbers indicated are in percentage)

No. of respondents	Poor	Satisfactory	Good	Very Good	Excellent
148	0	8	35	70	35
%	0	5	24	47	24

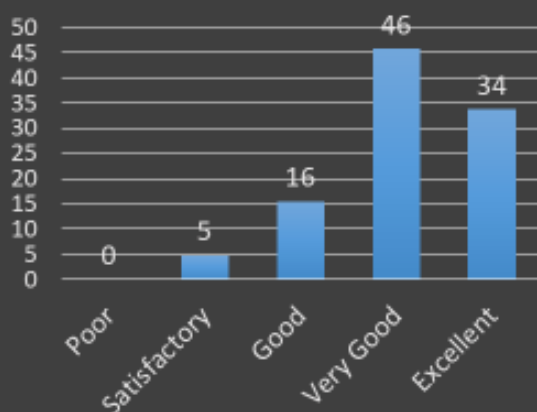
The syllabus imparted value based learning in terms of skills, concepts, knowledge and critical thinking in students.



(Numbers indicated are in percentage)

No. of respondents	Poor	Satisfactory	Good	Very Good	Excellent
148	1	4	22	80	41
%	1	3	15	54	28

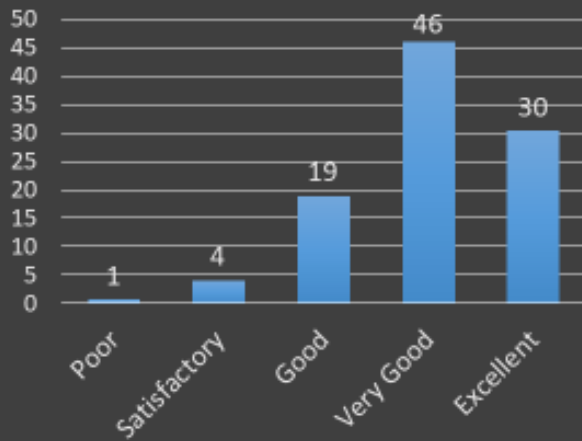
Aims and objectives of the syllabus were well defined and clear to the teachers and students.



(Numbers indicated are in percentage)

No. of respondents	Poor	Satisfactory	Good	Very Good	Excellent
148	0	7	23	68	50
%	0	5	16	46	34

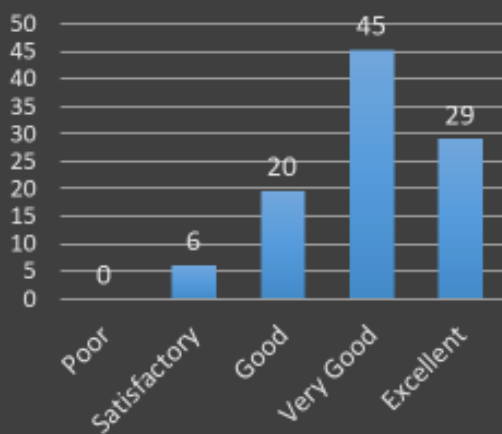
The prescribed books were relevant, updated and appropriate.



(Numbers indicated are in percentage)

No. of respondents	Poor	Satisfactory	Good	Very Good	Excellent
148	1	6	28	68	45
%	1	4	19	46	30

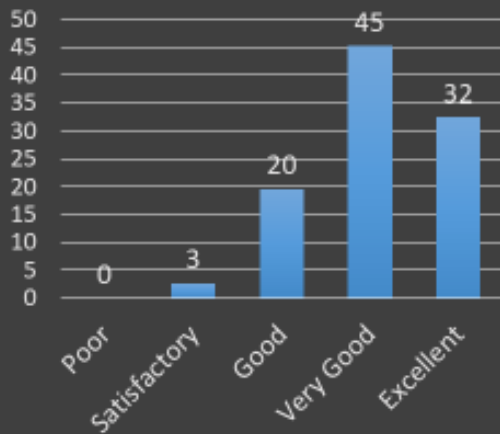
The syllabus was directly related to enhancing practical competencies.



(Numbers indicated are in percentage)

No. of respondents	Poor	Satisfactory	Good	Very Good	Excellent
148	0	9	29	67	43
%	0	6	20	45	29

## How would you rate the course curriculum for fulfilling your expectations?



(Numbers indicated are in percentage)

No. of respondents	Poor	Satisfactory	Good	Very Good	Excellent
148	0	4	29	67	48
%	0	3	20	45	32

## Analysis

- 52.7% rate the curriculum prescribed for the degree was very good.
- 51.35% rate the quality of education imparted in the college was very good.
- 39.86% rated excellent regarding the relevance of the Syllabus to their professional life.
- 42.57% rated excellent regarding the promotion of knowledge and understanding of the subject studied through the course/syllabus.
- 47.3% stated that the contents of the Syllabus were revised at reasonable intervals.

- 54.05% rated very good in the role of the syllabus in imparting value based learning in terms of skills, concepts, knowledge and critical thinking in students
- 45.95% rated very good in the clarity of the aims and objectives of the syllabus.
- 45.95% rated very good in the relevance of the prescribed books.
- 45.27% rated very good in the enhancement of practical competencies through the syllabus.
- 45.27% rated course curriculum were very good for fulfilling your expectations.